

PERFORMANCE

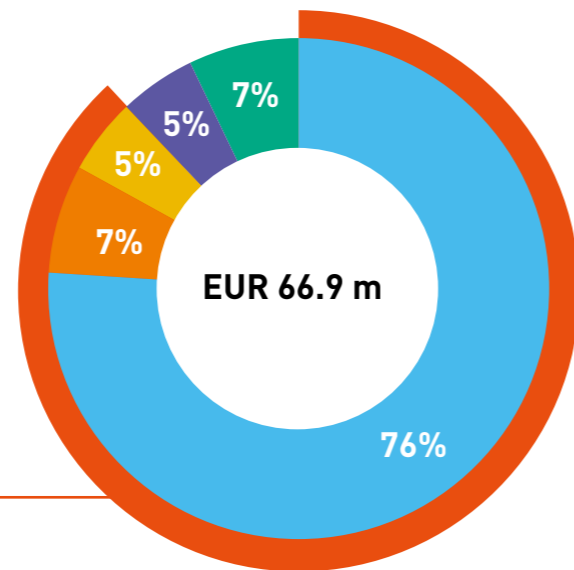
In 2023, DNDi disbursed EUR 66.9 million in support of its activities.

We are grateful to the government, multilateral, philanthropic, and other donors who sustained our progress this year [see page 46]. To learn more about our finances, please visit: dndi.org/Financial-Report-2023

88% of 2023 DNDi expenditure was for our social mission across R&D and access, capacity strengthening, and advocacy.

- R&D and access
- Capacity strengthening
- Advocacy
- Fundraising
- General management

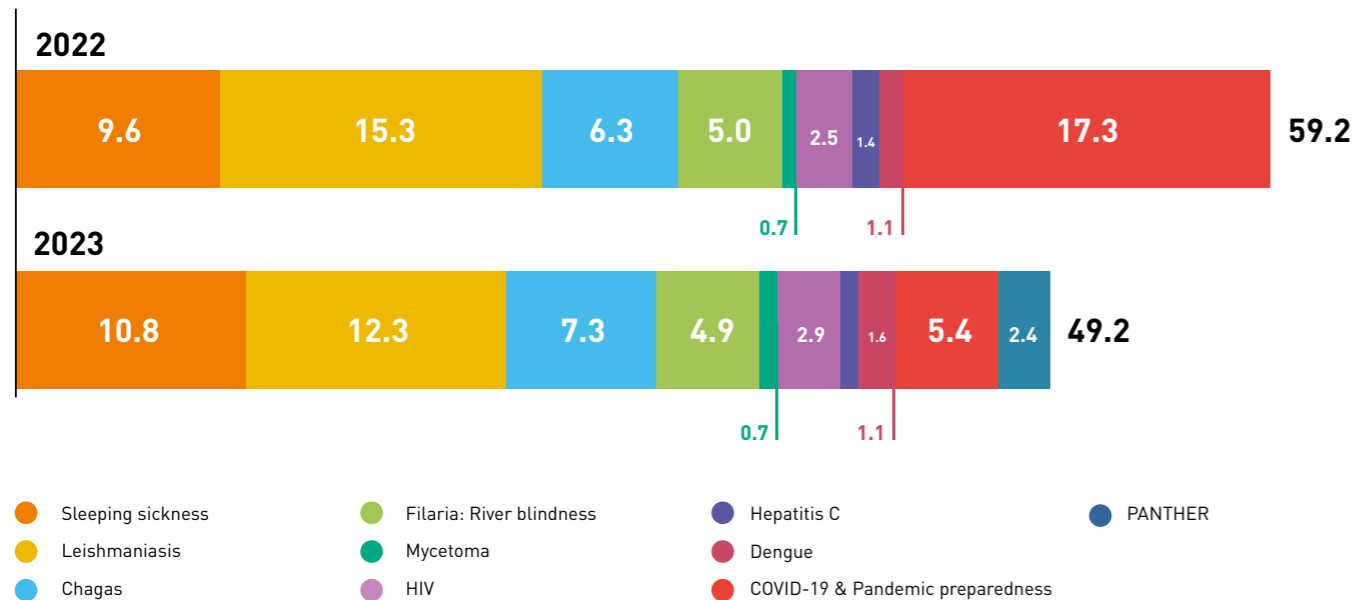
Social mission 88%



2023 expenditure on R&D and access activities

R&D expenditure decreased by EUR 10 m from 2022 to 2023 as a result of the planned completion of COVID-related activities.

R&D expenditure by disease area (EUR million)*



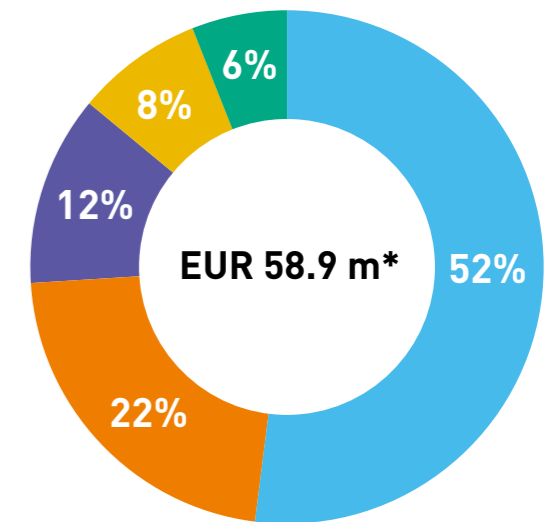
- Sleeping sickness
- Leishmaniasis
- Chagas
- Filaria: River blindness
- Mycetoma
- HIV
- Hepatitis C
- Dengue
- COVID-19 & Pandemic preparedness
- PANTHER

2023 expenditure by donor

made possible by a diverse array of committed public and private partners

EUR 8.1 million in programme-related financing and other income excluded

- Government donors** – UK International Development (19.4%); Federal Ministry of Education and Research (BMBF) through KfW (6.5%) and Federal Ministry for Economic Cooperation and Development (BMZ) through KfW, Germany (6.1%); Dutch Ministry of Foreign Affairs (DGIS) (4.8%); Global Health Innovative Technology Fund, Japan (4.8%); Swiss Agency for Development and Cooperation (3.5%); Government of Norway (3.4%); French Development Agency (AFD) (2.2%); and others
- Major science donors** – Bill & Melinda Gates Foundation (14%); Wellcome (8.2%)
- Multilateral donors** – European and Developing Countries Clinical Trials Partnership (EDCTP) (11.2%); Unitaid (0.4%)
- Founding partners** – Médecins Sans Frontières (MSF) (7.9%)
- Other partners and philanthropies** – Takeda Pharmaceutical Company Limited Global CSR Program (2.7%); Dioraphte Foundation (0.7%); Dutch Postcode Lottery (0.5%); and other individuals and private organizations

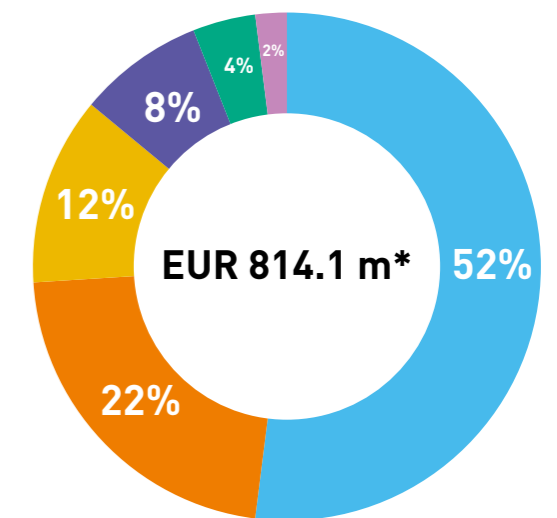


Donor contributions 2003-2023

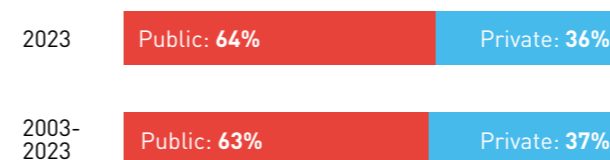
powering 20 years of progress for neglected patients

EUR 73.3 million in programme-related financing and other income excluded

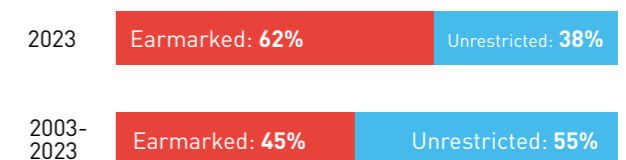
- Government donors** – UK International Development (21.6%); Federal Ministry of Education and Research (BMBF) through KfW, Germany (6.4%); Dutch Ministry of Foreign Affairs (DGIS) (6.2%); Global Health Innovative Technology Fund, Japan (4.1%); Swiss Agency for Development and Cooperation (3.4%); French Development Agency (AFD) (3.0%); Federal Ministry for Economic Cooperation and Development (BMZ) through KfW, Germany (2.5%); Spanish Agency for International Development (AECID) (1.5%); US Government (NIH/NIAID/USAID) (1.2%); Government of Norway (0.9%); and others
- Major science donors** – Bill & Melinda Gates Foundation (18.2%); Wellcome (4.3%)
- Founding partners** – Médecins Sans Frontières (MSF) (11.7%); World Health Organization TDR (0.4%)
- Multilateral donors** – European and Developing Countries Clinical Trials Partnership (EDCTP) (4.7%); Unitaid (3.3%); and others
- Other partners and philanthropies** – Takeda Pharmaceutical Company Limited Global CSR Program (0.9%); Medicor Foundation (0.6%); and other individuals and private organizations
- GARDP incubation** – Funding allocated to GARDP activities from the following donors in the 2016-2019 incubation period: governments of Germany, the Netherlands, Switzerland, and UK; Grand Duchy of Luxembourg; Principality of Monaco; Bill & Melinda Gates Foundation; Wellcome; MSF; South Africa Medical Research Council; and Leo Model Foundation



Public vs private funding*



Donor funding*



* Excluding programme-related financing, in-kind contributions, collaborative funding, and other income sources